

The Future of Ferrous Slag:

Market Forecasts to 2031

SAVE 10% on this report if you order before 28 February 2021

KEY FACTS

Global value will reach **\$40 billion** in 2031, for an increase of \$16 billion compared to the \$24 billion market of 2020

Ferrous slag market value will grow at a CAGR of 1.3% through 2026 and **4.3%** through 2031

Global ferrous slag production will be around **11%** higher in 2031

Ferrous slag production will increase at a CAGR of **1.3%** through 2026 and a total CAGR of 0.9% through 2031

Who should buy the report?



Ferrous slag end-use industries



Process equipment manufacturers



National and international environmental regulatory agencies and NGOs



National industrial policymaking bodies and advocates



Steel companies



Consultants and analysts

Our exclusive content

- Slag volume and value projections and the trends driving its growth
- Evaluation of technology behind the use of ferrous slag
- Regulatory programs affecting reuse of by-product materials
- Regional trends including Asia's leading position in ferrous slag production
- Impact of COVID-19 on iron and steel production



What does the report cover?

Ferrous slag, a by-product of iron and steel manufacturing, is gaining increased acceptance as a substitute for natural aggregates in a variety of uses.

This major new report analyses the impact of specific market developments across the global industry. The study identifies the key drivers active in worldwide mineral markets and contextualises their influence on production and demand for ferrous slag on a global and regional level. A comprehensive dataset, covering all major industry metrics, is provided alongside insights into economic trends, the regulatory landscape and more.

What will you discover?

- Qualitative and quantitative **forecasts** by process technology, end-use and region
- **Expert analysis** of market development factors and broad economic influences on the ferrous slag industry to identify key drivers of growth
- Impact of **regulatory developments** favouring ferrous slag use
- Market and supply chain issues and **opportunities**
- **Strategies** of leading industry players

Contact us



Europe
Stephen Frier
sfrier@smithers.com
+44 (0) 1372 802006



Asia
Ciaran Little
clittle@smithers.com
+44(0)1372 802114



Americas
Sean Walsh
swalsh@smithers.com
+1 330 762 7441 ext. 1134

SAVE 10%

on this report if you order
before 28 February 2021

Price

£4,750 | \$6,500 | €5,250



Over the past 3 years,
over **730** companies
have used our market
reports as part of their
business planning, with
90% of those saying
they would recommend
our services to others.

About the author



Michael A. Gardner is the President and Managing Member of MGardner Services, LLC, a consulting firm specializing in issues related to the building material industry, including building codes, standards development, product evaluations, legislative issues, and association management issues. Before establishing MGS, Gardner was Executive Vice President of Compliance Programs for the International Code Council (ICC).

The Smithers methodology

This report is based on extensive primary and secondary research. Primary research consisted of interviews with targeted interviews with packaging material suppliers, converters and experts drawn from key markets.

This was supported by secondary research in the form of extensive literature analysis of published data, official government statistics, domestic and international trade organisation data, company websites, industry reports, trade press articles, presentations, and attendance at trade events.

Contents

Executive summary

Introduction & methodology

- Introduction
 - Report objectives
- Methodologies
 - Slag production ratios
 - Approach to recent global events
- Identification of geographic regions used in the study
- Acronyms and abbreviations

Industry drivers and dynamics

- Introduction
- History and background
 - Sources of slag
- Supply chain dynamics – iron and steel
 - Iron production
 - Steel
 - Slag processing industry
- Slag demand drivers
 - Cement production
 - Tariffs and regulations
 - Sustainability programs
 - Use of slag as a substitute
 - Other demand drivers
- Supply, demand and pricing

Ferrous slag supply by type

- Introduction
 - Current overview
- Basics of ferrous slag production
- Blast furnace slag
 - Ironmaking produces blast furnace slag
 - Iron ore processing
 - Iron manufacture and the production of bfs
 - Processing the bfs
- Characteristics of BFS
 - GGBS in cement and concrete
 - ACBS Characteristics
 - BFS demand
- Steel manufacturing and the production of SMS
 - Steel production history
 - The BOF steel production process

- The EAF steel production process
- Steel slag processing
- SMS Characteristics
- Comparison of the BOF and EAF processes for slag production
 - Environmental footprints
- Other ferrous slag production processes
 - Open hearth furnace steel manufacture
 - Stainless steel
 - Iron sand slag
 - Secondary steelmaking
 - Desulfurization (De-S) slag
 - Direct-reduced iron
 - Recovered slag
- BF-BOF vs EAF process migration
 - Regional process use
 - Implications on slag production
 - Thoughts on the future of the process migration
 - The role of steel scrap

Ferrous slag supply by end use

- Introduction
- Different uses in different countries
- Regulation of Uses
 - US regulatory experience
- Slag use in Cement and Concrete
 - GGBS as a Portland Cement Substitute
 - Environmental Benefits of GGBS
 - Other Aspects of GGBS Use
 - Standards and Labelling
 - Concrete aggregate additive
- Mineral wool production
 - Mineral wool manufacturing and markets
- Embankment and road base use
 - Road construction standards
- Slag used as fertilizer
 - History and use as fertilizer
- Slag used as rail ballast
- Cement clinker and glass products
- Slag and hardscaping
 - Use and potential use of slag in hardscaping
- Slag use in asphalt
 - Characteristics of slag use in an asphalt mix

- Slag use in water treatment
 - Use as a filtering media in wastewater
 - Acid water drainage
- Slag as a lightweight aggregate
 - Lightweight concrete
 - Autoclaved concrete
- Other uses of slag
 - Radioactive waste enclosures
 - Floor tiles and fly ash bricks
 - Roofing ballast
 - Sea forests and marine uses
 - Special uses of slag
- Slag as a source of other minerals
 - Gypsum extraction
- Internal recycling

Ferrous slag markets by region

- Introduction
- Asia
 - China
 - Japan
 - India
 - Other Asia
- Western Europe
 - Waste framework and REACH
 - The Green Deal
 - United Kingdom
 - Germany
 - France
 - Spain
 - Italy
- Eastern Europe
 - Kazakhstan
 - Poland
 - Russia
 - Serbia and the Balkan Area
 - Ukraine
- North America
 - Canada
 - United States
 - Mexico
- Central and South America
 - Argentina
 - Brazil
 - Other South America
- Middle East
 - Iran
 - Turkey
 - Other Middle East
- Africa
 - Egypt
 - South Africa
- Australasia

Company profiles

- Introduction
- ArcelorMittal
- BHP
- Boral
- CRH Group
- China Baowu
- Cleveland-Cliffs
- Gerdau Group
- HARSCO
- HBIS Group Tangshan Iron & Steel Company
- Heidelberg Cement
- Kamag Transporttechnik and Kress Corp
- LafargeHolcim
- Edward C. Levy
- Midrex Technologies
- NUCOR
- Nippon Steel
- Novolipetsk Steel (NLMK)
- POSCO
- Phoenix Services
- Sun Coke Energy
- TMS International
- Tata Steel
- ThyssenKrupp AG
- Uniserve
- VALE

Figures

- Total slag production, by type, volume, 2019 vs. 2031 projected (million tonnes)
- Trend in production, by type, 2017 – 2031 projected
- Total slag production, by region, 2019, volume, (million tonnes)
- Total slag production, by region, projected 2031, volume (million tonnes)
- Projected percentage growth or contraction of slag production, by region, 2019–2031
- Ferrous slag value chain diagram
- Production of Iron Ore by Country, 2018, percentage
- Regional steel production as % of total, volume, 2000–2019
- Treemap perspective of global ferrous slag production, 2019
- Blast furnace (BF) slag manufacturing
- Basic oxygen furnace (BOF) steel manufacturing
- Electric arc (EAF) furnace steel manufacturing
- EAF production trend, by region, 2000–2018, percentage of total regional production
- Global EAF production percentage total global steel, volume, 2000–19
- China and India dominate global cement production, 2019
- Civil engineering expenditure, Euro Zone, 2014–19
- Global fertilizer demand growth rate, 2014–22
- Total asphalt tonnage used in US, volume, 2009–2019 (million tonnes)
- Global slag production, by region, volume, percentage, 2019
- Global slag production, by region, volume, percentage, 2031 projection
- Percentage of SMS consumed annually, Japan, 2007–17
- Use of BFS, Europe, percentage, 2018
- Use of SMS, Europe, percentage, 2018
- Approximate percentage use of slag, Germany
- Apparent consumption ferrous slag, US, volume, 2015–19 (million tonnes)

Tables

- Largest pig iron producing countries, 2018, by volume (million tonnes)
- Percent change steel production year-to-year, by region, volume (million tonnes)
- Crude steel production by region, 2017–2020, by volume (million tonnes)
- Major slag demand drivers and trends
- Cement production by country, volume (million tonnes)
- US fly ash production and utilization, 2010–2018 (million short tonnes)
- Major sources of ferrous slag, global, volume (million tonnes)
- Global ferrous slag market, by type, volume (1,000 tonnes)
- Global ferrous slag market, by type, value (\$ million)
- Total pig iron production, by region, volume, 2017–2020 (million tonnes)
- Global supply blast furnace slag (BFS), volume (1,000 tonnes)
- Global supply of blast furnace slag (BFS), value (\$ million)
- Global cement production 2030 forecast
- Global supply of BOF slag, volume, (1,000 tonnes)
- Global supply of BOF slag, value (\$ million)
- Global supply EAF slag, volume (1,000 tonnes)
- Global supply of EAF slag, value (\$ million)
- Global supply other ferrous slag, volume, (1,000 tonnes)
- Global supply other ferrous slag, value (\$ millions)
- World DRI production, by region, 2017- 2019 (million tonnes)
- Location DRI plants opened or under construction, 2015–19
- EAF steel production as percent of total production, selected countries, 2000–2019
- Primary steel scrap importers, by country, 2017–19 (million tonnes)
- Steel scrap use for steelmaking in key countries, 2016–19 (million tonnes)
- Global BFS market, volume, by end use (1,000 tonnes)
- Global BFS market, value, by end use (\$ millions)
- Global SMS market, volume, by end use (1,000 tonnes)
- Global SMS market, value, by end use (\$ million)
- France, use of ferrous slag, volume, 2018, (1,000 tonnes)
- Australasia, use of ferrous slag, volume, 2018, (1,000 tonnes)
- Japan, use of ferrous slag, volume, 2017, (1,000 tonnes)
- Global ferrous slag use, cement and concrete, volume, (1,000 tonnes)
- Global ferrous slag use, cement and concrete, value, (million dollars)
- GGBS and fly ash volume in the UK cement market, 2010–19 (million tonnes)
- US slag cement shipments, volume, 2015–19 (1,000 tonnes)
- Global ferrous slag use, mineral wool, volume, (1,000 tonnes)
- Global ferrous slag use, mineral wool, value (\$ million)
- Global ferrous slag use, embankments, volume, (1,000 tonnes)
- Global ferrous slag use, embankments, value, (\$ million)
- Global ferrous slag market, volume, by road and civil use (1,000 tonnes)
- Global ferrous slag market, value, by road and civil use (\$ million)
- Global ferrous slag market, volume, fertilizer use (1,000 tonnes)
- Global ferrous slag market, value, fertilizer use (\$ million)
- Production of cement clinker, Europe, volume, 2014–18 (1,000 tonnes)
- Total employment, US landscaping and groundskeeping workers, 2015–19
- US reported use of slag in asphalt mixtures, 2013–19 (US tonnes)
- US states reporting use of ferrous slag in asphalt mixes, 2018–19
- Production of crushed aggregate stone, Europe, volume, 2014–18 (1,000 tonnes)
- Global production ferrous slag, by region, volume (1,000 tonnes)
- Global ferrous slag, by region, value (\$ million)
- Ten largest GGBS import and export countries – 2019
- Production ferrous slag, Asia, volume (1,000 tonnes)
- Ferrous slag, Asia, value (\$ million)
- Total crude steel production, Asia, by country, 2016–19 (million tonnes)
- Production ferrous slag, Western Europe, volume (1,000 tonnes)
- Production ferrous slag, Western Europe, value (\$ million)
- Production ferrous slag, Eastern Europe, volume (1,000 tonnes)
- Production ferrous slag, Eastern Europe, value (\$ million)
- Production ferrous slag, North America, volume (1,000 tonnes)
- Production ferrous slag, North America, value (\$ million)
- Production ferrous slag, South America, volume (1,000 tonnes)
- Production ferrous slag, South America, value (\$ million)
- Crude steel production, South America, 2019
- Production ferrous slag, Middle East, volume (1,000 tonnes)
- Production ferrous slag, Middle East, value (\$ million)
- Crude steel production, Africa, 2013–2020 (1,000 tonnes)
- Crude steel production, Australasia, 2013–2020 (1,000 tonnes)
- Largest global steel producing companies, 2019 (million tonnes)
- Largest global publically-traded iron-mining companies (\$ billion)

Looking for customised research?

If you are looking to grow your business, launch new products or find out about new and emerging markets, **Smithers Consultancy** can provide you with bespoke, practical and cost-effective research solutions to meet your specific business needs. Gain access to:

- Unique global market focus
- Consultancy expertise in market sizing, forecasting, strategic business planning, and due diligence
- A team of industry experts, leading consultants, and researchers in over 50 countries
- Strong relationships with key business decision makers.

SAVE 10% on this report if you order before 28 February 2021

Price

£4,750 | \$6,500 | €5,250



Smithers is a recognised provider of strategic market research reports bringing together a global network of industry experts, and extensive knowledge gained over a 50 year history in industry, to provide authoritative market forecasts and analysis.

YOU CAN NOW FILL IN THE ORDER FORM DIGITALLY

What's included in the price?



- An electronic version of the report in PDF format. You may add a hardcopy version (mailed to you); see the order form for details
- 10-year market forecasts
- Analyses of key trends, strategic market forecasts and extensive tables and figures.

Order form

Europe

Smithers, Information Division,
Cleeve Road, Leatherhead,
Surrey, KT22 7RU, UK



Stephen Frier

 sfrier@smithers.com
 +44(0)1372 802006

North/South America

Smithers, Information Division,
425 West Market St.
Akron, OH 44303, US



Sean Walsh

 swalsh@smithers.com
 +1 330 762 7441 ext. 1134

Asia

Smithers, Information Division,
Cleeve Road, Leatherhead,
Surrey, KT22 7RU, UK

Ciaran Little

 clittle@smithers.com
 +44(0)1372 802114

All Smithers members receive a 10% discount where applicable.

Please note that advertised \$ and € prices are indicative and subject to exchange rate fluctuations. Orders will be processed at that day's exchange rate based on the £ Sterling price. Credit card payments will be charged and invoiced in £ Sterling only.

Mr. Mrs. Ms. Dr. Other:

Full name:

Job title:

Company:

Address:

Town/City:

Postcode/Zipcode:

Country:

Telephone:

*Email address:

*Send digital copy here? Yes No

TITLE: The Future of Ferrous Slag: Market Forecasts to 2031

Digital: £4,750 \$6,500 €5,250

Digital & Hard Copy: £4,800 \$6,580 €5,310

Less member discount, if applicable:

VAT:
(Automatically added for UK companies)

EU VAT number:

Total (please include £ / \$ / €):

Please invoice me. PO Number:

Only orders accompanied by an official company purchase order or purchase order reference can be invoiced.

To pay by credit card, contact:

Europe/Asia:

Denise Davidson
Tel: +44 (0)1372 802080
ddavidson@smithers.com

North/South America:

Andi McGuinness
Tel: +1 330 762 7441 ext 1109
ymcguinness@smithers.com